




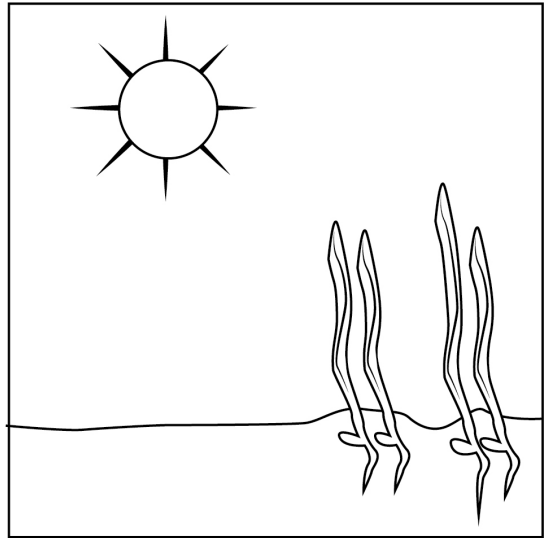





LESSON 3: Seeds



Little Red Hen Color In



Color In Questions:

How does the Little Red Hen make bread?

When does the Little Red Hen Harvest the wheat?

What kinds of seeds do we eat?

What seeds don't we eat?

Little Red Hen Song:


Little Red Hen plants a seed of wheat x3
And soon it starts to grow.

Little Red Hen cuts the seed head off x3
And takes it to the mill.

Little Red Hen grinds the seeds of wheat x3
And makes the flour for her bread.

Little Red Hen Bakes the yummy Bread x3
And shares it with her friends.

Draw the other characters in the Little Red Hen Story



Seed Story:

Farmer Mallory at Trinity Gardens needs to plant seeds every week to make sure there are always fresh vegetables and fruit growing in the garden. Sometimes she orders new varieties of seeds from online, other times she has saved seeds from the plants that grew last year to plant again. When she plants her seeds she clears the land, removing rocks and sticks that are in the way. Then she digs a hole using either a shovel or a hoe; if the ground is soft enough she can even use her hands. She gently places the seeds in the hole and carefully spaces them apart so they don't crowd each other as they grow. After that she covers them with soil and waters them, after a few days they will germinate and grow up through the soil.

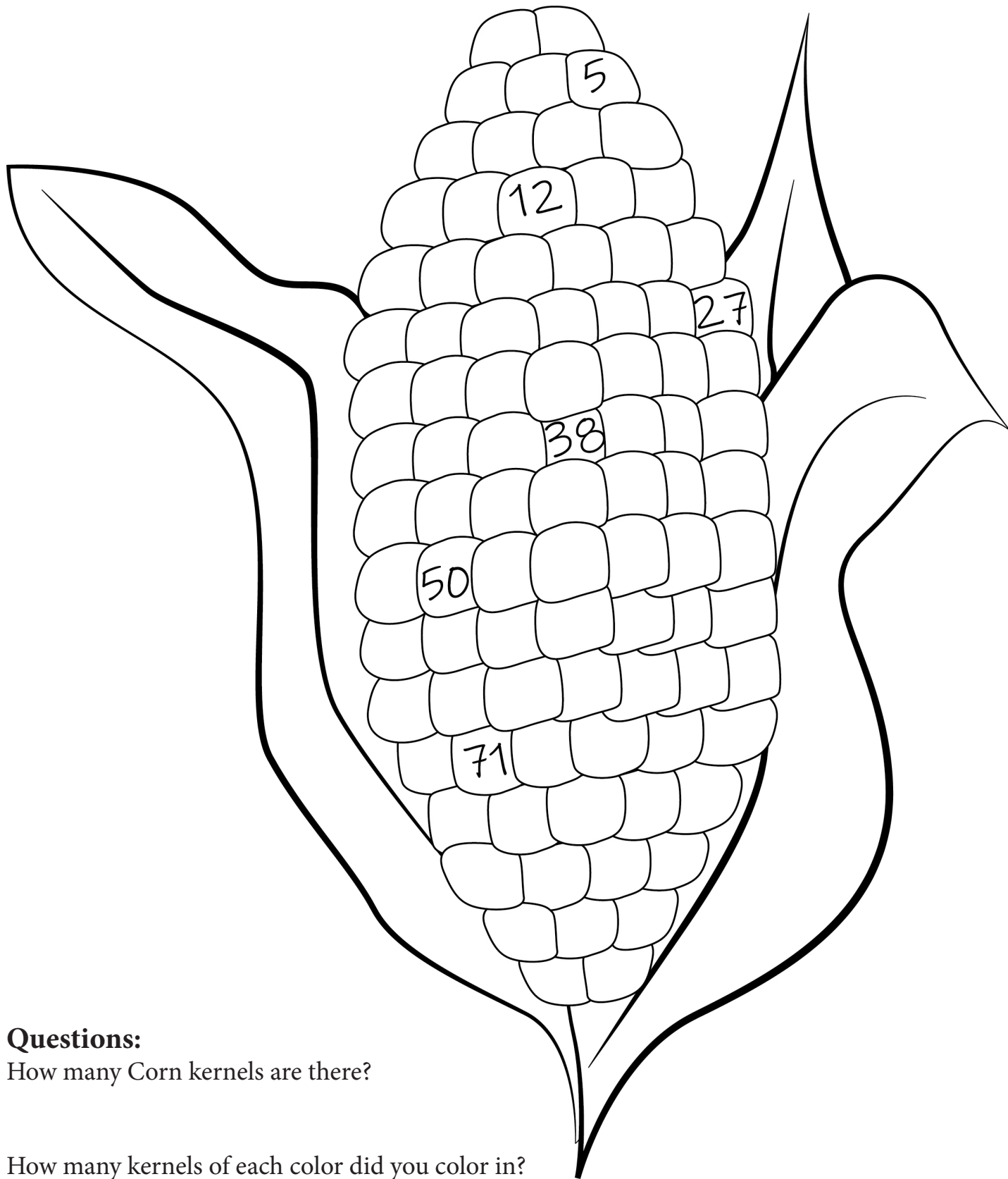
Questions:

What is Seed Saving?

What does Germinate mean?

What farming tools do you use when planting seeds?

Directions: Number the corn kernels starting at the top.
Pick three different colors and color in the corn kernels.



Questions:

How many Corn kernels are there?

How many kernels of each color did you color in?