
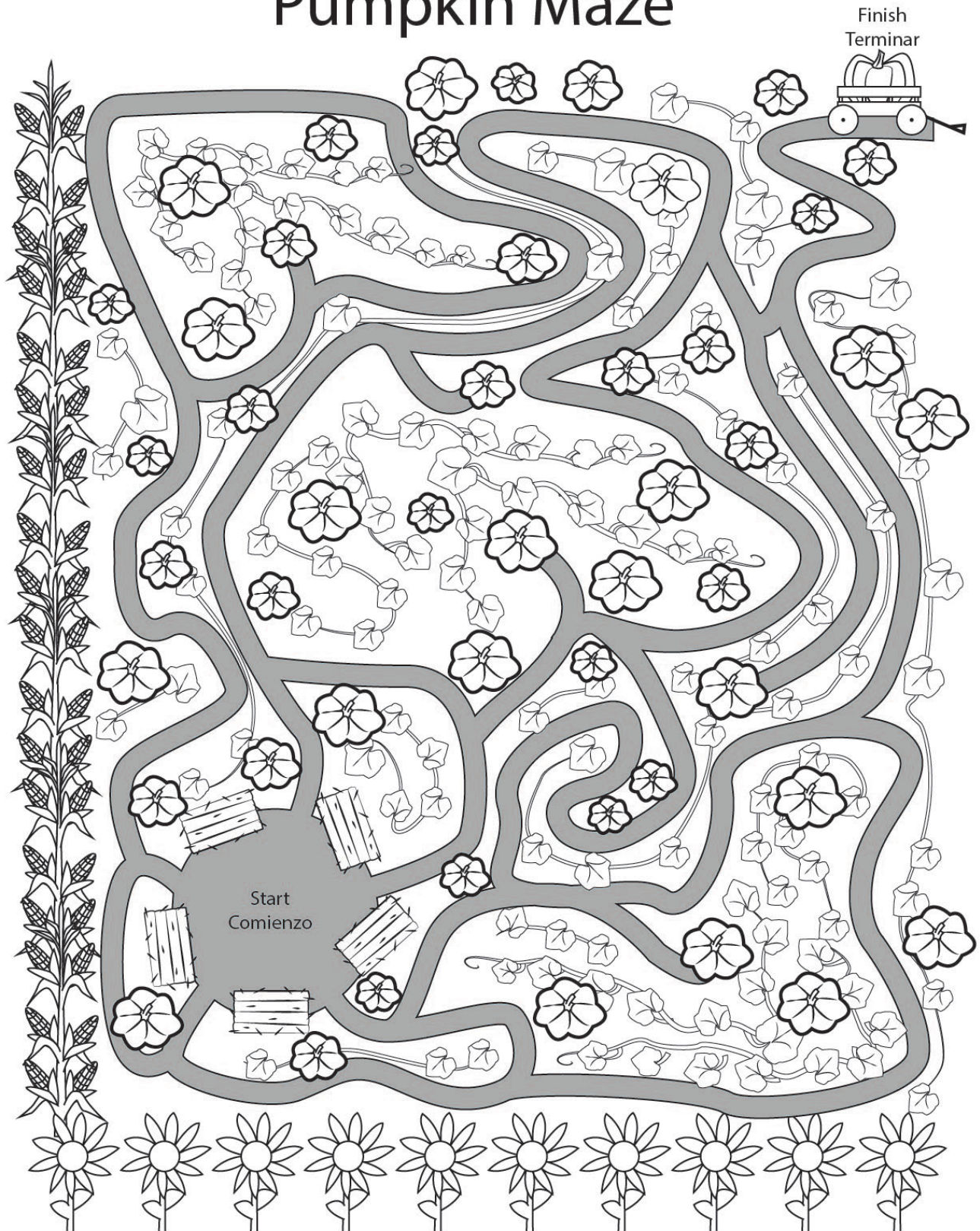




LESSON 2: Pumpkin Patch



Pumpkin Maze

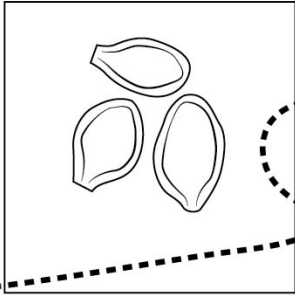


Questions:

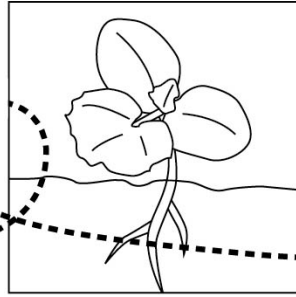
How many pumpkins did you pass by on your way out of the maze?

Can you take a different path and still make it out of the maze?


Pumpkin Color In




Seed/Semilla



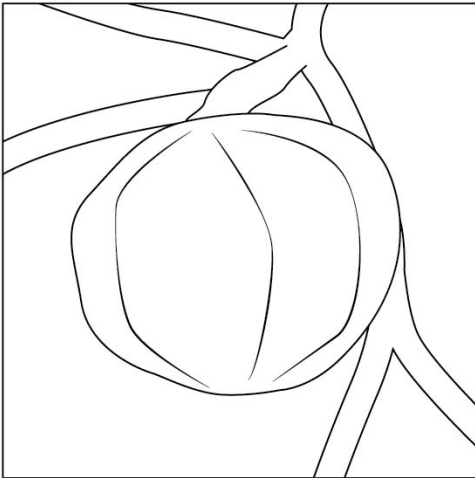
Seedling/Brote




Vine/Vid



Flower/Flor



Baby Pumpkin/ Calabaza Bebe



Pumpkin/Calabaza

Question

What are the stages of growth of a pumpkins

Pumpkin Poem

Pumpkin Seeds

One day I found two pumpkin seeds.
I planted one and pulled the weeds.
It sprouted roots and a big, long vine.
A pumpkin grew; I called it mine.

The pumpkin was quite round and fat.
(I really am quite proud of that.)
But there is something I'll admit.
That has me worried just a bit.

I ate the other seeds, you see.
Now will it grow inside of me?
I'm so relieved since I have found,
That pumpkins only grow in the ground!

Follow up questions

What happened to both pumpkin seeds?

What was the author worried about?

The Story of How the Pumpkin Grows Song
La canción de historia de cómo la calabaza crece.

“Little Seed, little seed, plant it in the ground” (2x) hand motions digging, planting..
Semilla pequeña, semilla pequeña, plántala en la tierra (2 veces)

What do we need for the seed to open?
Qué necesitamos para que la semilla se abra
we need water and sun
Necesitamos agua y sol

“Little sprout, little sprout , growing from the seed” (2x)
Brote pequeño, brote pequeño, creciendo de la semilla (2 veces)

For the sprout to keep growing we need sun... we need H2o.....grows bigger into a vine
Para que el brote siga creciendo necesitamos sol, necesitamos H2O (ache dos o)....crece más
grande en una viña

“little vine, little vine wiggling on the ground.....”
viña pequeña, viña pequeña, se menea en la tierra

After a couple months, growing bigger, growing stronger.....(make Flowers..cup your hands
together to make your beautiful pumpkin blossoms.
Después de unos meses, crecen más grande, crecen más fuerte...(haz flores...junta tus manos y
haz tus flores de calabaza

Now we need some very important friends to help the female flowers make pumpkins.....
Ahora necesitamos unos amigos importantes para ayudar a la flor hembra (no sound for the ‘h’)
a hacer sus calabazas

Abejas!!! bees buzzing - put your finger tips together and make your bees, flying buzzing,
visiting the flowers and helping make the pumpkins.....
¡Abejas! Abejas zumbando – junta tus manos y haz abejas volando, visitando las flores y
ayudándolas a hacer calabazas

Our pumpkin vines need More sun, more water, more sun, more water...the pumpkin grows
bigger, bigger, bigger
Nuestras viñas de calabazas necesitan más sol, más sol, más agua...la calabaza crece más grande,
más grande, más grande

gracias sol, gracias agua, gracias abejas...

Three Sister Planting



The “Three Sisters” planting is a technique that originally was developed by the Native Americans. It involved planting three crops together that all benefit each other: Pole Beans, Corn and Squash. The beans climb up the corn stalks and provide nutrients to the corn and squash. The corn grows tall providing the trellis to the beans. The squash shades the ground with its large leaves helping the ground to not dry out as quickly.

One of the major benefits of these three plants is that they produce food that can be stored over the winter. In some places it is hard to grow in the winter so having food set aside for winter ensures people don’t go hungry.

Questions:

What are the three sister plants that grow together?

What are squash?

How do the pumpkin vines help the corn and beans?